

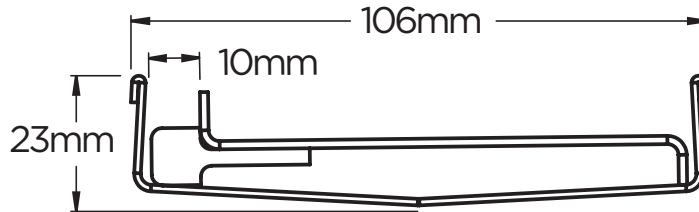


## Order and Quote Form

# Made-to-Length

## 100TiXi20MTL › Single Slot Tile Insert

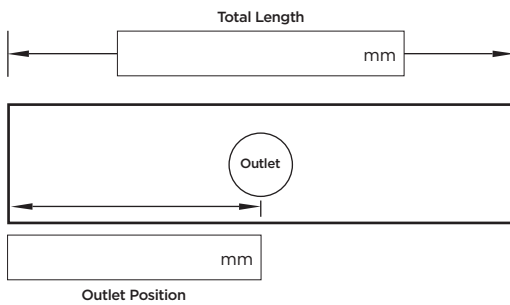
### Tray and Tile Insert Profile



**100TiXi20MTL**  
Suits tiles up to 10mm thick

### Specify Drain Length / Outlet Position & Outlet Size

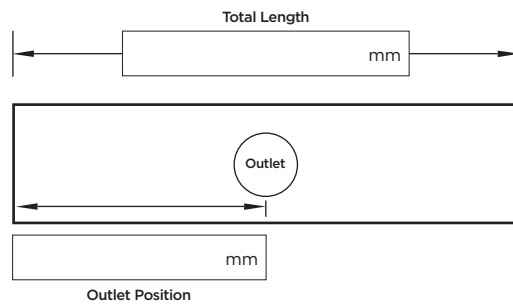
#### Drain 1



#### Required Outlet Size

76mm  89mm

#### Drain 2



#### Required Outlet Size

76mm  89mm

### Please Note

See AS3500 standard & local regulator for specific outlet and drainage requirements.

Stainless Steel Grade is 316 unless specified.

Made-to-Length (MTL) minimum charge of 800mm.

Tile Inserts longer than 1200mm are supplied in multiple sections.

Channels are a maximum 3000mm in one piece, channels over 3000mm are supplied in multiple sections with joiner.

+/- 2mm tolerance on dimensions.

#### Full Name

#### Company Name

#### Telephone

#### Email Address

#### Order Number

#### Stormtech Quote Number

#### Signature

Phone 1300 653 403 | Fax 02 4423 5552

Email [info@stormtech.com.au](mailto:info@stormtech.com.au)

**stormtech.com.au**